



Your Total Water
Solutions Provider



The Corporation of the Township of Dubreuilville

2021 Section 11 Annual Report and
Schedule 22 Annual Summary Report
Dubreuilville Well Supply



Definitions and Acronyms

Acronym	Definition	Acronym	Definition
MAC	Maximum Acceptable Concentrate	PTTW	Permit To Take Water
AWQI	Adverse Water Quality Incident	MDWL	Municipal Drinking Water Licence
O. Reg.	Ontario Regulation	BWA	Boil Water Advisory
CT	Concentration of Chlorine x Time of Contact	m ³	Cubic Meter
NTU	nephelometric turbidity units		

Municipal Drinking Water System - Annual Reports

- In Ontario, O. Reg. 170/03 of the Safe Drinking Water Act (SDWA), requires an Annual Report be prepared for each drinking water system.
- This Report is intended to inform both the public and Municipal Council about the operation of the drinking water system over the previous calendar year





Municipal Drinking Water System - Annual Reports

Section 11 of O. Reg. 170/03 requires the development and distribution to the public of an annual report summarizing water quality monitoring results, adverse water quality incidents, system expenses and chemicals used in the water treatment process.

Section 11 summarizes the “quality” of the treated water

Section 11 – Annual Reports

Chemicals Used in the Water Treatment Process

- Sodium Hypochlorite



Section 11 – Annual Reports

Major System Expenses

Description	Expense
UV annual service/parts	\$ 10,583
New metering pumps	\$ 45,000
Well inspections	\$ 45,093
New portable turbidimeter	\$ 2,227
Annual generator maintenance	\$ 2,513

Section 11 – Annual Reports

Adverse Water Quality Incidents

- In the reporting year of 2021, there were no adverse water quality incidents (AWQI)



Municipal Drinking Water System - Annual Reports

Schedule 22 of O. Reg. 170/03 requires the development and distribution to Council of an annual report summarizing incidents of regulatory non-compliance and associated corrective actions, in addition to providing flow monitoring results for the purpose of enabling the Owner to assess the capability of the system to meet existing and planned demand.

Schedule 22 summarizes the “quantity” of the raw and treated water

Schedule 22 Summary Report

Daily Flow Rates

Raw Water

- Average Daily Volume vs. Permit to Take Water
- Maximum Daily Volume vs. PTTW

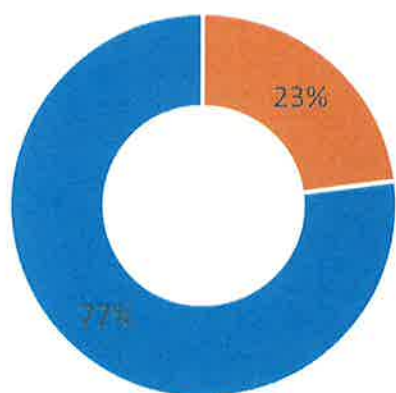
Treated Water

- Average Daily Volume vs. Municipal Drinking Water Licence
- Maximum Daily Volume vs. MDWL



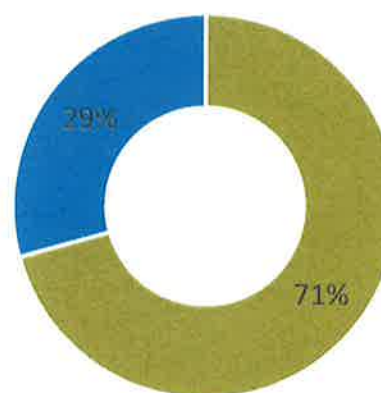
Raw Water Flow Rates

Average Daily Volume



- Average Daily Volume
385.4m³
- PTTW
1,682.4m³

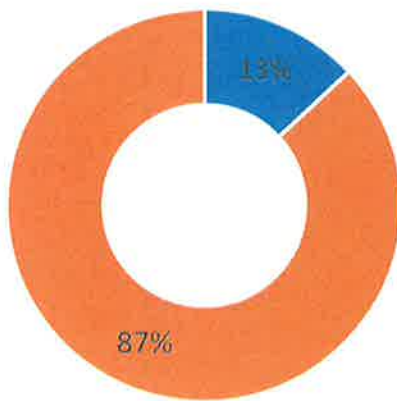
Maximum Daily Volume



- Maximum Daily Volume
1,190m³
- PTTW
1,682.4m³

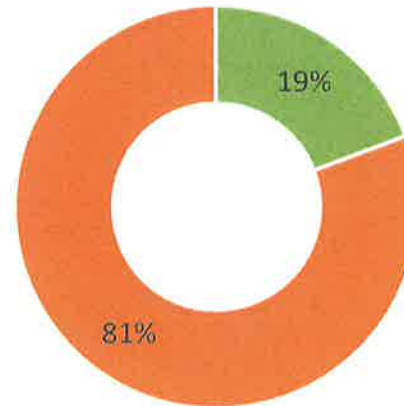
Treated Water Flow Rates

Average Daily Volume



- Average Daily Volume 361.48m³
- MDWL 2,747m³

Maximum Daily Volume



- Maximim Daily Volume 531.8m³
- MDWL 2,747m³

Schedule 22 Summary Report

Regulatory Non-Compliance and Corrective Actions

Item	Non Compliance	Status
	<p>The Ministry of the Environment conducted an announced inspection of the Dubreuilville Drinking-Water System on September 22, 2021. The final report was not issued at the time the report was written.</p>	

Thank you

If you have any questions or concerns please reach out to us anytime.

OCWA Contact

Patrick Couture

Senior Operations Manager

Email: PCouture@ocwa.com

Cell: 807-228-2617